

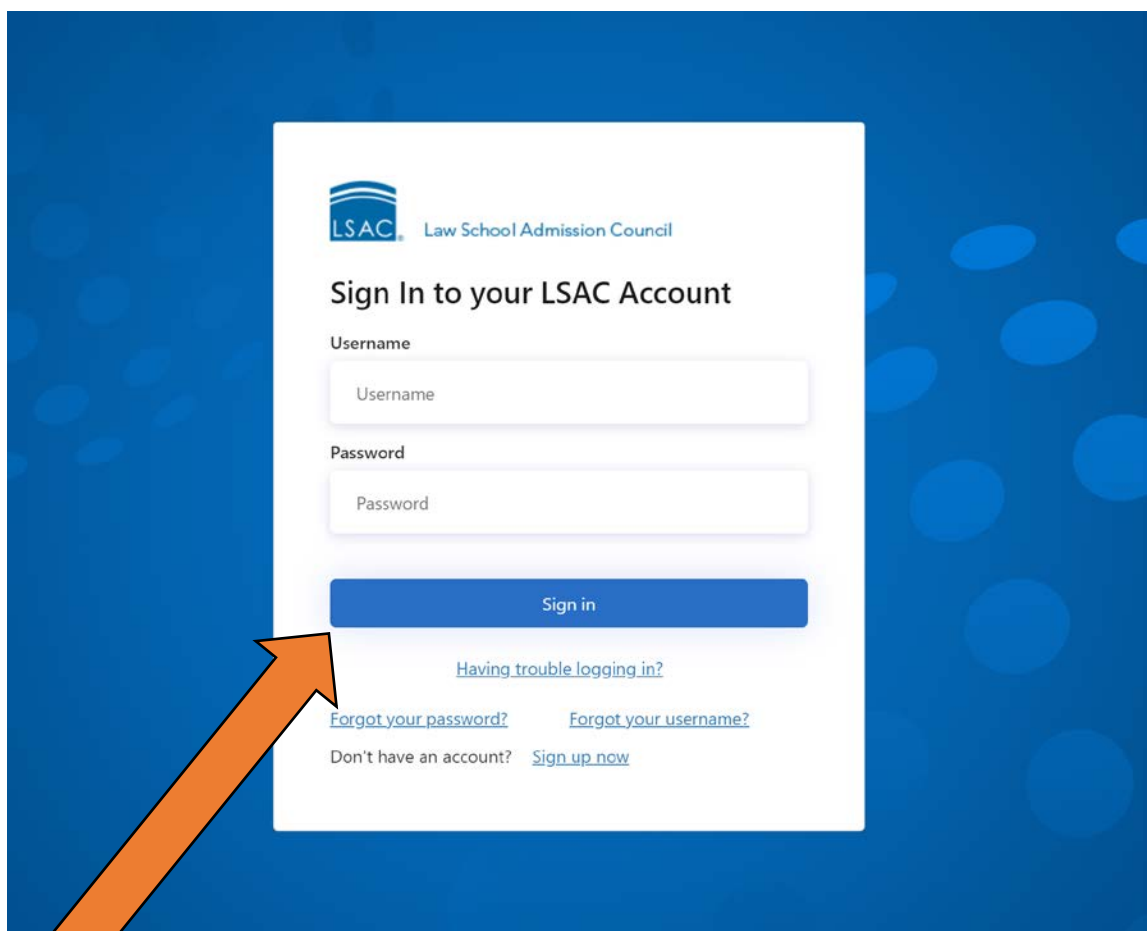
ACCESSING LSAC PREP PLUS in the LAW HUB 2022

STEP 1

Go to <https://www.lawhub.lsac.org>

STEP 2

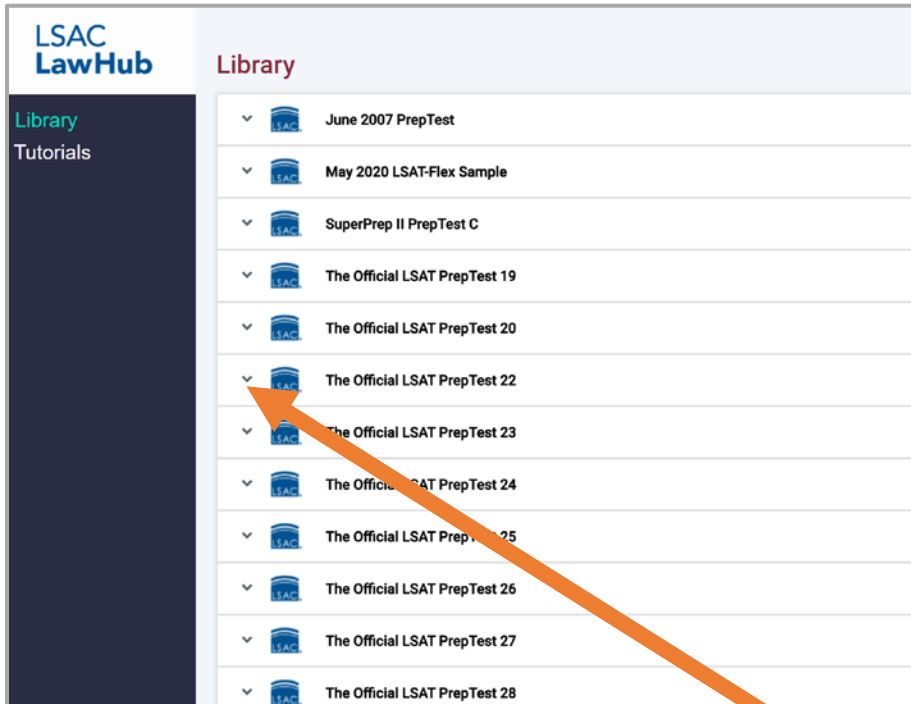
Sign in to your LSAC account by inputting your username and password

A screenshot of the LSAC (Law School Admission Council) sign-in page. The page has a white background with a blue border. At the top left is the LSAC logo and the text "Law School Admission Council". Below this is the heading "Sign In to your LSAC Account". There are two input fields: "Username" and "Password". Below the fields is a blue "Sign in" button. Underneath the button are several links: "Having trouble logging in?", "Forgot your password?", "Forgot your username?", "Don't have an account?", and "Sign up now". An orange arrow points from the "Sign in" button to a text box at the bottom left of the page.

Select Sign in

STEP 3

In the **LawHub LIBRARY**, scroll through the screen to check your access to **ALL** of the past tests which are numbered **19 to 89**.

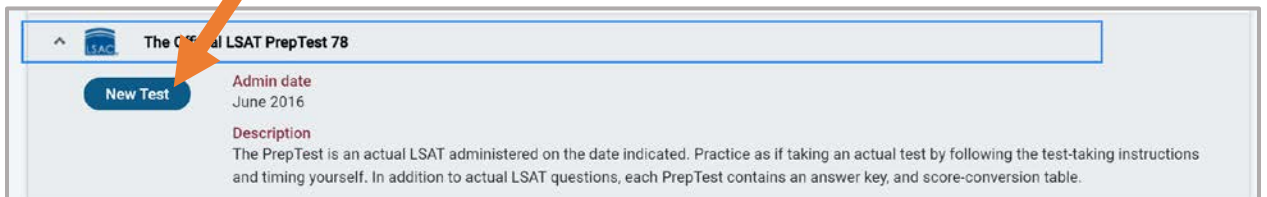


STEP 4

Locate the desired past test. To use it for practicing or for a mock test **select the down arrow**.

STEP 5

Select the button that says **New Test**



STEP 6

- For **homework and practising**, select the **Self-Paced Mode**
- For **diagnostics and mock LSAT** under test conditions, select **Exam Mode**

Choose Mode ✕

Self-Paced Mode Exam Mode

- You may Pause the test
- Show Answer is available
- Section does not automatically complete once time runs out

Minutes per section

35

Start Test

STEP 7

Enter the time you have been allotted for each section

- The standard is **35 minutes per section**, which for a **diagnostic of 4 sections totals 140 minutes**

STEP 8

To begin an individual section, part of a section or the complete test, select **Start Test**

STEP 9

Choose the **Section** numbered 1-4, that you would like to use.

If unsure, please FIRST check the syllabus and announcements, then if warranted, ask your instructor

- Each **Section** number contains the same, single type of question, throughout all tests

The screenshot shows the 'The Official LSAT PrepTest 78' interface. On the left, a 'Sections' panel displays four buttons: 'Section 1 Not started', 'Section 2 Not started', 'Section 3 Not started', and 'Section 4 Not started'. A rocket icon is positioned below these buttons. On the right, the 'Section 1' screen is active, showing 'Questions 23' and a 'Begin' button. Below the button, directions are provided: 'Directions: Each set of questions in this section is based on a scenario with a set of conditions. The questions are to be answered on the basis of what can be logically inferred from the scenario and conditions. For each question, choose the response that most accurately and completely answers the question.'

Section 1
Analytical Reasoning

Sections 2 & 3
Logical Reasoning

Section 4
Reading Comprehension

STEP 10

To begin a **Section**, select **GO TO QUESTIONS** which starts the countdown of **Time Remaining**

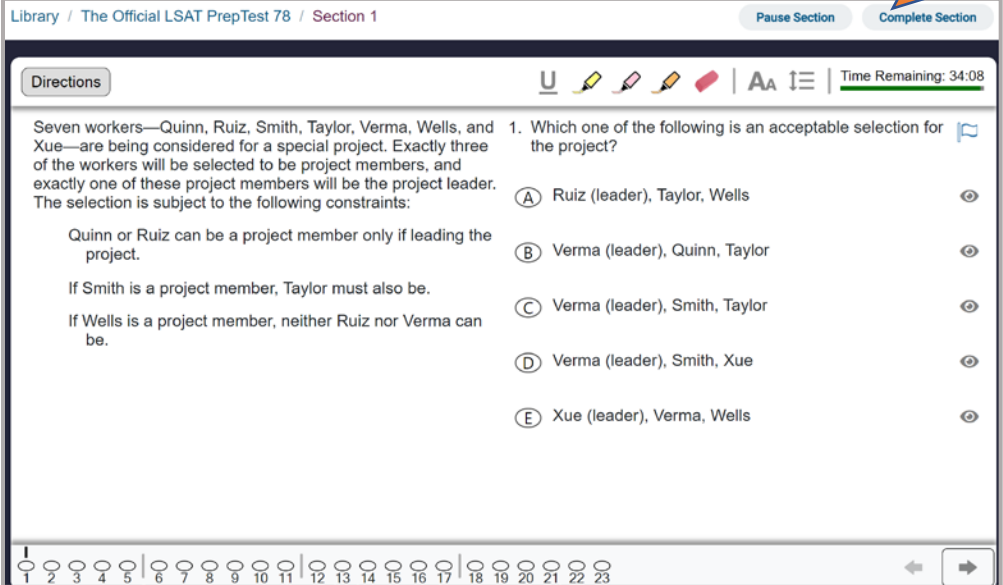
The screenshot shows the 'Questions' screen for Section 1. At the top right, there is a 'Time Remaining: 34:56' indicator. In the center, the text reads: 'Section 1', 'Total Section Time - 35 minutes', and '23 Questions'. Below this, the same directions from the previous screen are displayed: 'Directions: Each set of questions in this section is based on a scenario with a set of conditions. The questions are to be answered on the basis of what can be logically inferred from the scenario and conditions. For each question, choose the response that most accurately and completely answers the question.' At the bottom center, there is a prominent 'GO TO QUESTIONS' button.

STEP 11

MOVING FROM ONE SECTION TO ANOTHER SECTION

(1) In SELF-PACED MODE (homework, practising)

Anytime before or after the countdown timer ends, you are able to move to another Section by selecting **Complete Section**



Library / The Official LSAT PrepTest 78 / Section 1

Pause Section Complete Section

Directions

Time Remaining: 34:08

Seven workers—Quinn, Ruiz, Smith, Taylor, Verma, Wells, and Xue—are being considered for a special project. Exactly three of the workers will be selected to be project members, and exactly one of these project members will be the project leader. The selection is subject to the following constraints:

- Quinn or Ruiz can be a project member only if leading the project.
- If Smith is a project member, Taylor must also be.
- If Wells is a project member, neither Ruiz nor Verma can be.

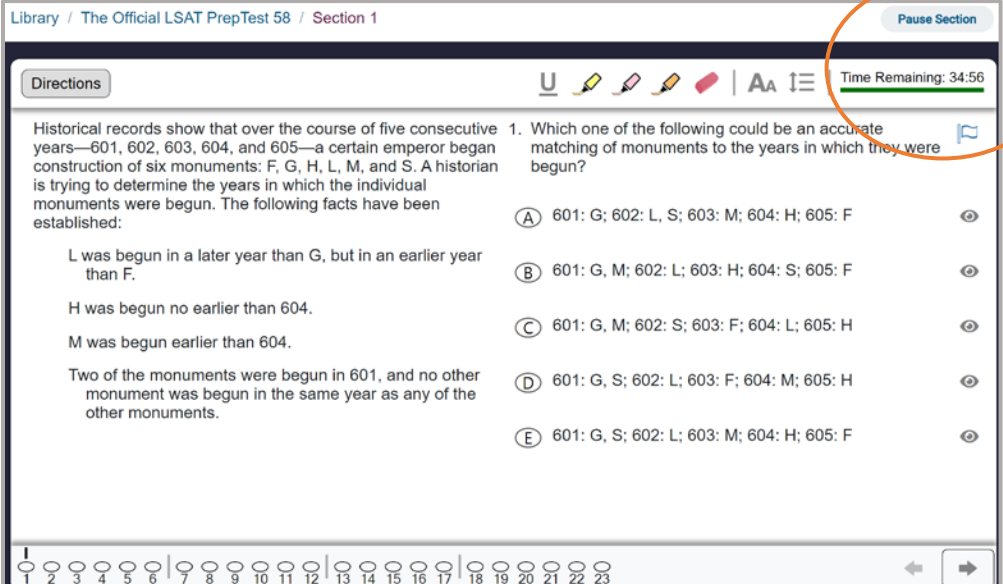
1. Which one of the following is an acceptable selection for the project?

- (A) Ruiz (leader), Taylor, Wells
- (B) Verma (leader), Quinn, Taylor
- (C) Verma (leader), Smith, Taylor
- (D) Verma (leader), Smith, Xue
- (E) Xue (leader), Verma, Wells

1 2 3 4 5 6 7 8 9 10 11 12 13 14 15 16 17 18 19 20 21 22 23

(2) In EXAM MODE (diagnostics, mock testing)

Whether or not you are done with the Section, you **MUST WAIT** for the timer to end. Only **after the timer ends** will the option **APPEAR** for selecting **Complete Section**



Library / The Official LSAT PrepTest 58 / Section 1

Pause Section

Directions

Time Remaining: 34:56

Historical records show that over the course of five consecutive years—601, 602, 603, 604, and 605—a certain emperor began construction of six monuments: F, G, H, L, M, and S. A historian is trying to determine the years in which the individual monuments were begun. The following facts have been established:

- L was begun in a later year than G, but in an earlier year than F.
- H was begun no earlier than 604.
- M was begun earlier than 604.
- Two of the monuments were begun in 601, and no other monument was begun in the same year as any of the other monuments.

1. Which one of the following could be an accurate matching of monuments to the years in which they were begun?

- (A) 601: G; 602: L, S; 603: M; 604: H; 605: F
- (B) 601: G, M; 602: L; 603: H; 604: S; 605: F
- (C) 601: G, M; 602: S; 603: F; 604: L; 605: H
- (D) 601: G, S; 602: L; 603: F; 604: M; 605: H
- (E) 601: G, S; 602: L; 603: M; 604: H; 605: F

1 2 3 4 5 6 7 8 9 10 11 12 13 14 15 16 17 18 19 20 21 22 23

ACCESSING THE LAW HUB FROM ASSIGNED HOMEWORK

Your homework is to be done within **LawHub**, and may comprise of assigned questions from **Sections** taken from the same or from different **Past Tests**.

- Your instructor will provide a direct link to a **specific Past Test** in **LawHub**.
- The link will be in the format:
lawhub.lsac.org/ref/LSAC###/UOT202#

STEP A

Select the link to go to the assigned past test.

*You may be prompted to sign into your **PrepPlus account** by inputting your username and password.*

STEP B

Follow **STEP 9** above to choose which **Section** to use as indicated on the list of homework.